

Rain shower with ceiling fixing 220 mm - Brushed Light Gold

IMO

28 669 970




Fits: IMO, TARA, LISSÉ, VAIA, META, CYO

- PURE RAIN, max. flow rate 6.8 l/min (at 3 bar)
- with anti-scale system
- rain shower Ø 220 mm
- rosette Ø 60 mm optional
- 1/2" connection
- Function from: 6 l/min
- quick clearing
- This product reduces water consumption by % (compared to requirements of EPAct '92)
- This product can contribute to Water Use Reduction in LEED® Green Building Rating
- This product can help a building meet the requirements of Green Building Rating Systems, e.g. LEED®, BREEAM®, DGNB

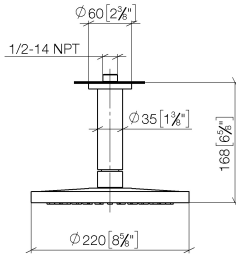
	Brushed Light Gold	28 669 970-27 0010
	Chrome	28 669 970-00 0010
	Brushed Platinum	28 669 970-06 0010
	Platinum	28 669 970-08 0010
	Dark Chrome	28 669 970-19 0010
	Light Gold	28 669 970-26 0010
	Brushed Durabronze (23kt Gold)	28 669 970-28 0010
	Matte Black	28 669 970-33 0010
	Brushed Bronze	28 669 970-42 0010
	Brushed Champagne (22kt Gold)	28 669 970-46 0010
	Champagne (22kt Gold)	28 669 970-47 0010
	Brushed Chrome	28 669 970-93 0010
	Brushed Dark Platinum	28 669 970-99 0010

Required miscellaneous

	Concealed wall elbow - •min. recess depth 90 mm •max. recess depth 163 mm	35 085 970-90 0010
---	--	-----------------------

28 669 970

mm [inches]



Flow rate chart

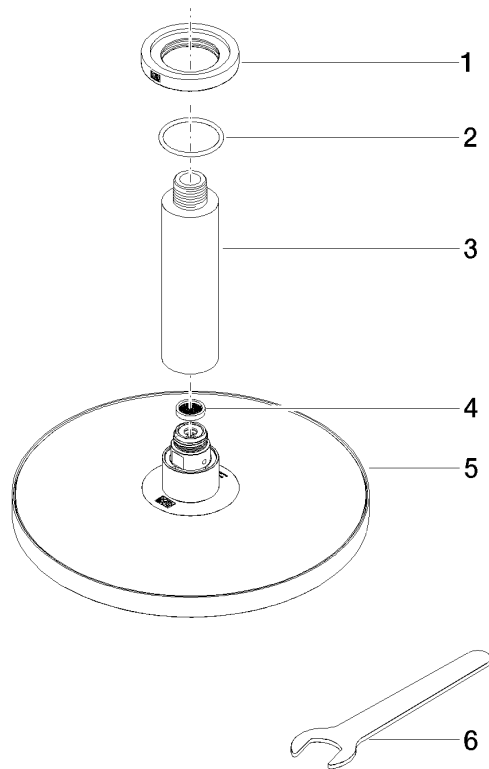


Codes & Standards

ASME
A112.18.1/CSA
B125.1

California Energy
Commission
(CEC)

28 669 970



Spare parts list

No.	Item Number	Name	Quantity used	Delivery time
1	09 27 22 040-27	rosette	1	60
2	09 14 10 141 90	seal	1	2
3	09 11 03 080-27	connection	1	60
4	09 23 01 075 90	insert	1	2
5	04 12 05 092 10-27	shower	1	60
6	90 30 09 069 00 90	key	1	2